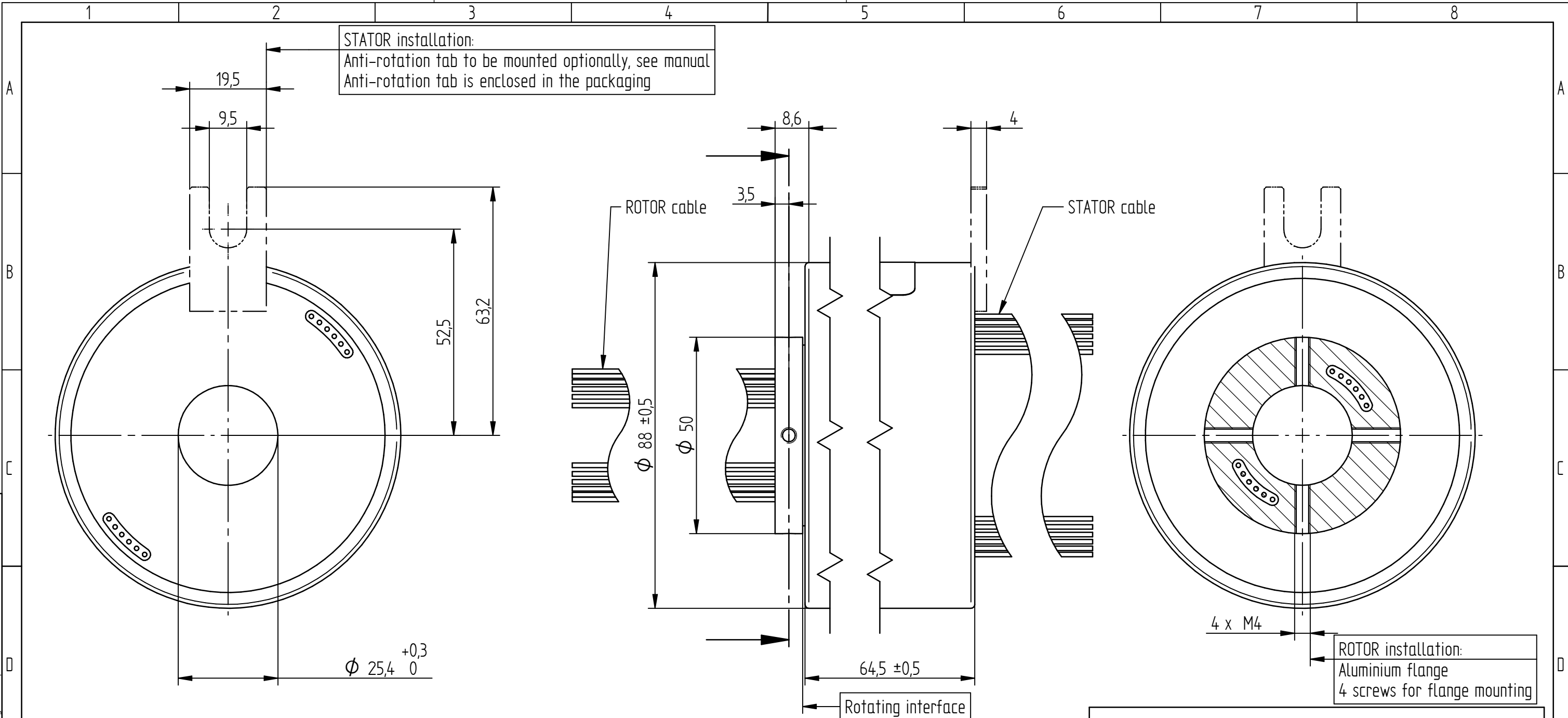


All drawings are the property of Schleifring GmbH/ Germany and are to be treated as confidential. The reproduction, distribution and utilization as well as the communication of its contents to others without express authorization is prohibited. Offenders will be held liable for the payment of damages. All rights reserved in the event of the grant of a patent, utility model or design.



Wiring diagramm see sheet 2

Die Montageanleitung 7BC000000 wird elektronisch bereitgestellt.
 The assembly instruction 7BC000000 is provided in electronic format.

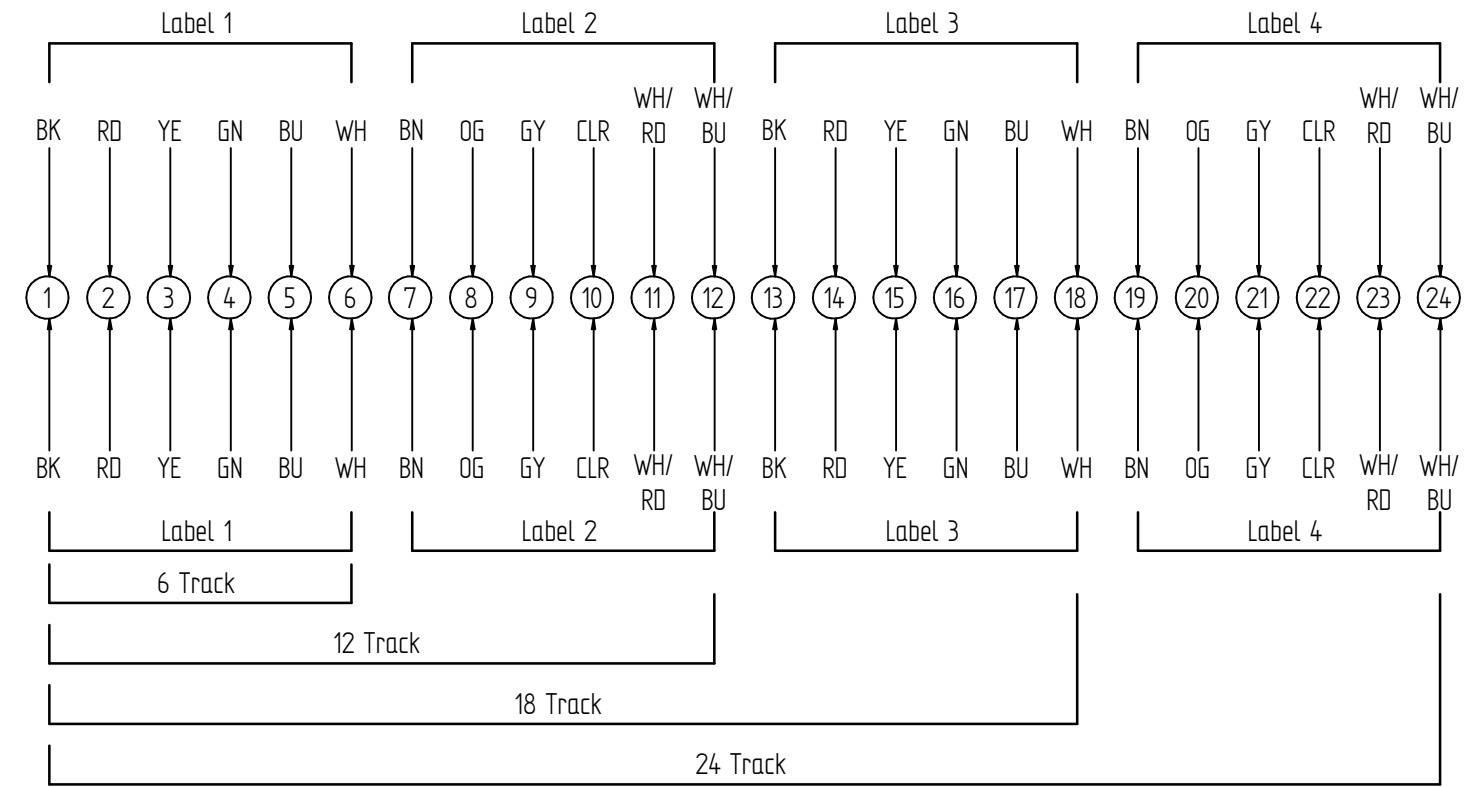
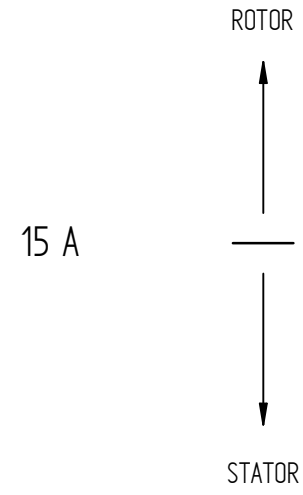
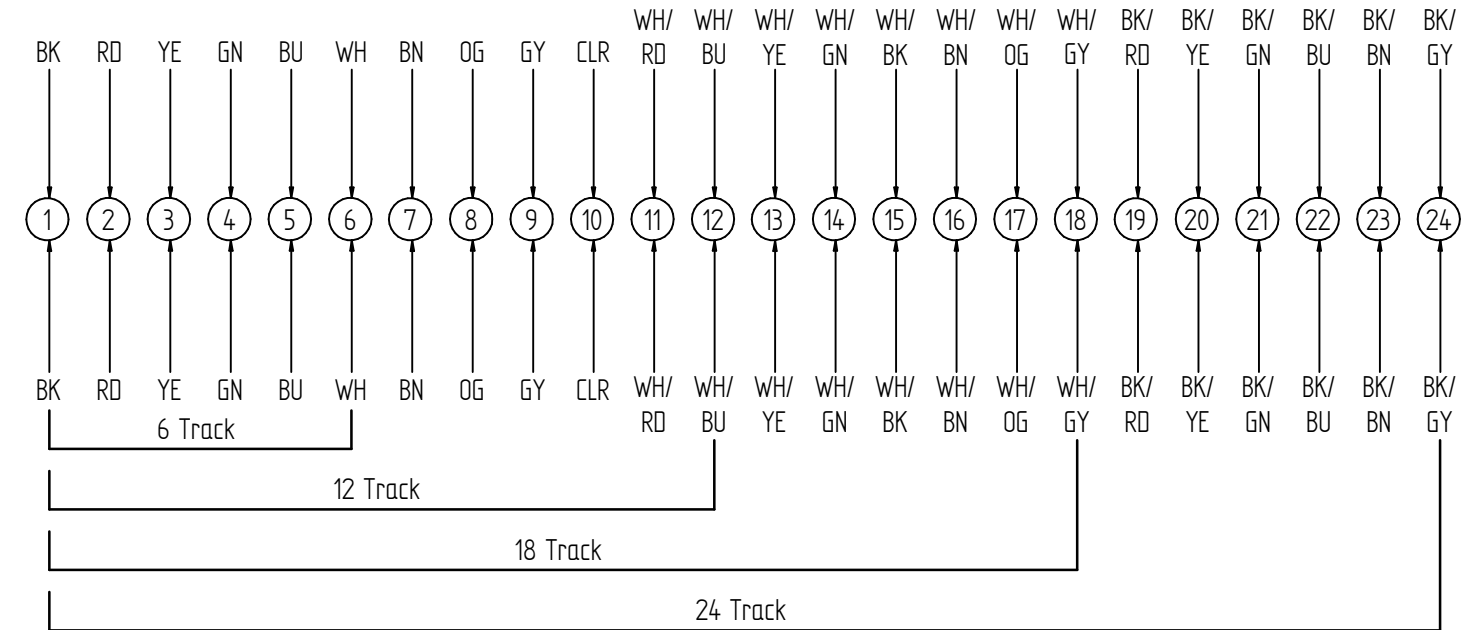
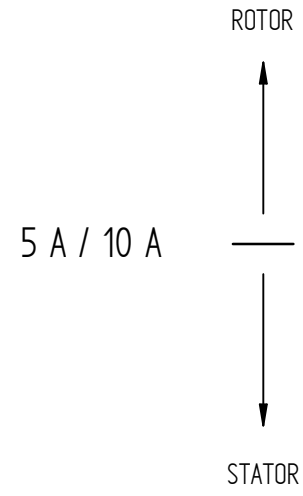
ELECTRONIC & ELECTRIC		MECHANICAL	
Rating Voltage	250 V AC / DC	Working Speed	300 rpm max.
		Inner Diameter	Ø 25,4
		Contact Material	Precious Metals
Current	5 A / Signal	Lead Wire Length	STATOR: 250 mm ROTOR: 250 mm
Track	12	/	/
Insulation Resistance	500 MΩ @ 500 V DC	/	/
ENVIRONMENT		REMARKS	
Working Temperature	-20 °C to +60 °C	Application	see Manual
Working Humidity	≤ 60 % RH	Other	/
Protection Class	IP50	Note:	/

10	1	70C000006	Maverick Schleifring 12-Weg 5A		
Pos.	Anz.	Mat.Nr.	Kurztext	Größe/Abmessung	Werkstoff
1	2	3	4	5	6
DIN ISO 5456-2		TOLERANCES		DIN ISO 13715	
ISO 2768 - mH		$\begin{matrix} +0,3 \\ \\ +0,1 \end{matrix}$ $\begin{matrix} -0,1 \\ \\ -0,3 \end{matrix}$		FINISH	
				SCALE 1:1	
				WEIGHT 0,001 kg	
				REFERENCE 2	
				REFERENCE 1	
STANDARDS			DWG NO		REVISION
ISO 8015 ISO 14405			7KC000006		A1
			REVISION		FIRST RELEASE
					14.12.2021
			DESIGNER		CREITER
					16.11.2022
			APPROVED		AGREPPMAYR
					21.11.2022
			Beschreibung		CHANGE NO
			Maverick Schleifring 12-Weg 5A		200120151
			DESCRIPTION		DOCUMENT TYPE
			Maverick Slip Ring 12-Track 5A		Kundenzeichnung
			SIZE/DIM.		SHEET
					1/2



All drawings are the property of Schleifring GmbH/ Germany and are to be treated as confidential. The reproduction, distribution and utilization as well as the communication of its contents to others without express authorization is prohibited. Offenders will be held liable for the payment of damages. All rights reserved in the event of the grant of a patent, utility model or design.

Cable Table	
Current	Cable
5 A / Signal	AWG17
10 A	
15 A	AWG14



DIN ISO 5456-2 	TOLERANCES ISO 2768 - mH	DIN ISO 13715 	FINISH	SCALE 1:1	REFERENCE 2
		$+0,3$ $+0,1$	$-0,1$ $-0,3$	MATERIAL	WEIGHT 0,001 kg
STANDARDS ISO 8015 ISO 14405		DWG NO 7KLC000006		REVISION A1	FIRST RELEASE 14.12.2021
		Beschreibung Maverick Schleifring 12-Weg 5A		CHANGE NO 200120151	
		DESCRIPTION Maverick Slip Ring 12-Track 5A		DOCUMENT TYPE Kundenzeichnung	
		SIZE/DIM.	Draft: 1000954230/D02/000/03		Modell: 1000954230/D00/000/03